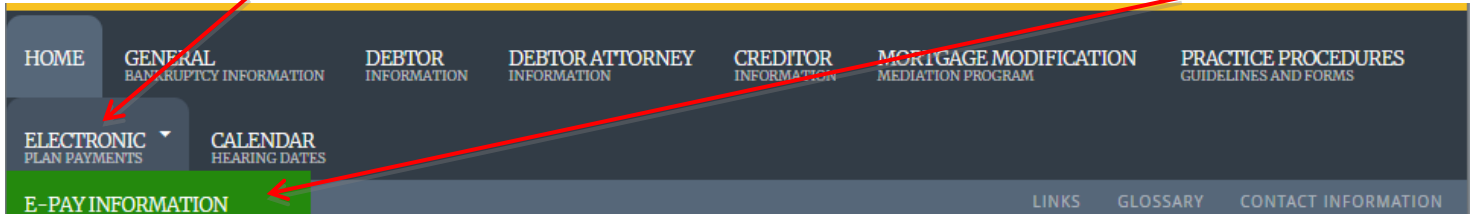


E-Pay Online Payment System

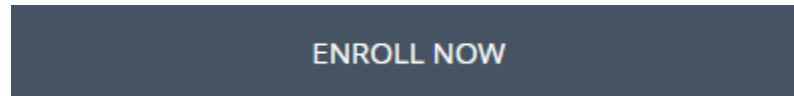
The Online Payment System is an approved alternative to the use of Cashier's Checks and Money Orders by using your Checking or Savings Account to make direct payments to the Trustee. The payment process will take between one to two business days to clear your account. In order to use this payment system, you must have: an **Internet connection**, know your **Case Number** and **last four digits of your Social Security number**, a **Checking or Savings Account**, and a **valid current e-mail address**.

Creating your E-Pay Account

1. Go to: www.las13.com
2. Click: "**Electronic Plan Payments**" link located at the top of the web page and select "**E-Pay Information**"




3. Click: "**Enroll Now**"



4. Click "Continue"



Welcome to our new Online ePay Payment Center. This convenient way to make your Chapter 13 Bankruptcy Payments. For more information on your case history on your case, please visit the National Data Center. Please note that all debtors will need to enroll for this new service. If you are not currently enrolled for online payments through our prior site.



5. Fill in your “Case Number”, “Last 4 digits of your Social Security Number”, and “Re-enter Last 4 digits of your Social Security Number” and click “Continue”


ments **Case Lookup** Acc

Lookup Case Details

Case Number (First 7 digits, no dashes or alpha characters):

Last 4 digits of your Social Security Number:

Re-enter Last 4 digits of your Social Security Number:

I'm not a robot  reCAPTCHA
Privacy - Terms

6. Agree to the Terms of Service Agreement and click “Continue”

Terms of Service Agreement

**Chapter 13 Trustee Kathleen A. Leavitt
Online Bill Payments
Terms and Conditions**

Payment Authorization

If you have elected on the prior page to make a single payment from your checking/savings account identified on the prior page, then you authorize us to initiate a single debit entry to that account in the amount and on the date specified on the prior page.

I agree to the Chapter 13 Trustee Kathleen A Leavitt’s Terms and Conditions for use of this service. I also agree to the platform [Terms of Service](#) and [Privacy Policy](#).

7. Fill out the **“Account Setup”** information:

- First & Last Name
- e-Mail Address
 - i. Entered Twice
- Login ID
 - i. Must be 6 to 100 letters and or numbers
- Password
 - i. Can not be the same as the Login ID
 - ii. Must be between 12 and 32 characters
 - iii. Must contain at least one (1) uppercase letter, one (1) number, and one (1) special character
- Confirm Password
 - i. Re-enter password
- Security Question
 - i. Select a Security Question
- Payment Setup
 - i. Add a new bank account with a routing number and account number for a checking or savings account that allows for ACH transactions
- Click **“Continue”**

8. Review the information submitted and click **“Continue”**

9. Once submitted, you will be taken to the **“Account Summary”** page where you will be able to make a payment

- Any further questions on creating your account please contact us at: epayquestions@las13.com